



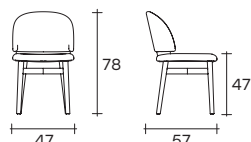
# easy lloyd

DESIGN  
STUDIO KLASS

Sedia con struttura  
in legno massello  
disponibile nelle finiture  
rovere tabacco  
o laccato nero  
a poro aperto.  
Seduta e schienale  
rivestiti in pelle.

Chair with solid wood  
structure, available  
in oak tobacco,  
or in open pore glossy  
black painted finishes.  
Seat and backrest  
are leather-upholstered.

portata della seduta: 130 kg  
load capacity: 130 kg






dimensioni L, P, H dimensions L, W, H (cm)	COD./CODE	L	P/W	H	peso netto net weight (kg)	peso lordo gross weight (kg)	volume imballo package volume (m <sup>3</sup> )
Struttura laccata nero a poro aperto e pelle nera (F04). <i>Painted black open pore structure and black leather (F04).</i>	<b>ELO/N-N</b>	47	57	78	8	10	0,27
Struttura laccata nero a poro aperto e pelle fumo (F20). <i>Painted black open pore structure and smoke-coloured leather (F20).</i>	<b>ELO/N-FU</b>	47	57	78	8	10	0,27
Struttura laccata nero a poro aperto e pelle testa di moro (F41). <i>Painted black open pore structure and dark brown-coloured leather (F41).</i>	<b>ELO/N-TM</b>	47	57	78	8	10	0,27
Struttura rovere tabacco e pelle nera (F04). <i>Oak tobacco structure and black leather (F04).</i>	<b>ELO/RT-N</b>	47	57	78	8	10	0,27
Struttura rovere tabacco e pelle fumo (F20). <i>Oak tobacco structure and smoke-coloured leather (F20).</i>	<b>ELO/RT-FU</b>	47	57	78	8	10	0,27
Struttura rovere tabacco e pelle testa di moro (F41). <i>Oak tobacco structure and dark-brown leather (F41).</i>	<b>ELO/RT-TM</b>	47	57	78	8	10	0,27

---

**FINITURE**  
**FINISHES**

---

**Struttura in legno**  
**Wood structure**rovere tabacco  
tobacco oaklaccato nero poro aperto  
open pore black**Rivestimento in pelle**  
**Leather upholster**nero F04  
black F04testa di moro F41  
dark brown F41fumo F20  
smoke F20