

# kreon nuit

kreon nuit is an elementary designed beam that can be used as a massive line to bring graphical elements into architecture. The advanced LED system with slim TIR (Total Internal Reflector) lenses requires a slim gap of just 10mm to unfold a variety of beam angles: spot (12°) / flood (29°) / wide flood (40°) and oval (36°+13) in different CRI90 colour temperatures. Its basic form draws minimal attention creating an artistic yet responsible use of light sources. kreon nuit is available as a recessed, surface mounted or suspended installation, making it a highly versatile and performing linear lighting system.

The standard preconfigured lengths bring glare free accent lighting where as made to measure configurations, including corner cuts, offering the specifier maximum application freedom. The ideal kreon tools of light for residential, high end office and edgy hospitality projects.



nuit profile surface mounted, black/black



nuit profile recessed mounted, white/black

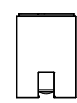
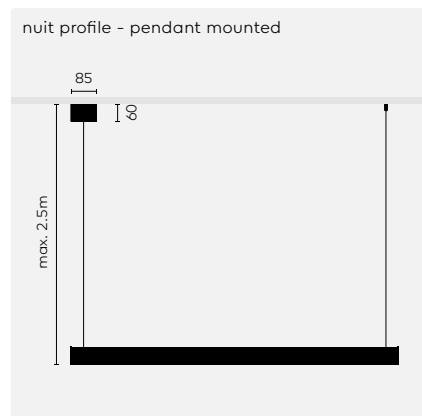
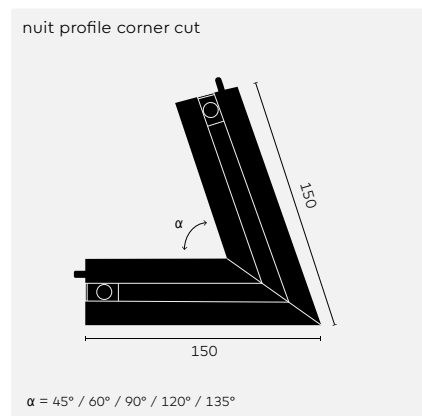
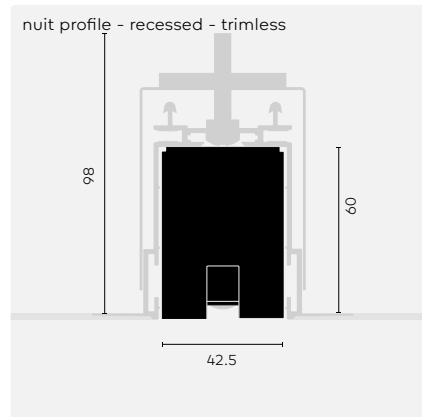
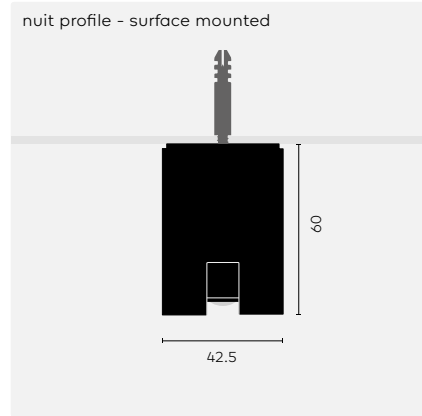


nuit 1x5, white/white



nuit 2x5, black/black

# kreon nuit profile



## nuit profile

Gear: excl., input voltage: 230V, dim options: phase, 1-10V, DALI  
Min. length: 500mm, max length: 6000mm ❶

### Optional accessories

Recessed mounting

Pendant mounting ❷

Colour  
KR-code  
Required accessories  
Optional accessories

○	<a href="#">KR703211</a>	■	■
●	<a href="#">KR703212</a>	■	■
◐	<a href="#">KR703215</a>	■	■

[KR703155](#) Trimless plasterkit profile

[KR703555](#) Suspension kit

[KR703550](#) Additional suspension ❸

Corner cut

Driver

[KR703411](#) nuit corner cut, white/white

[KR703412](#) nuit corner cut, black/black

[KR703415](#) nuit corner cut, white/black

[KR703455](#) Trimless plasterkit corner cut

[KR703020](#) LED driver, switchable ON/OFF (1 driver = max. 3 modules)

[KR703021](#) LED driver, phase dimmable (1 driver = max. 2 modules)

[KR703022](#) LED driver, 1-10V dimmable (1 driver = max. 3 modules)

[KR703023](#) LED driver, DALI dimmable (1 driver = max. 3 modules)

45  
Corner 45°  
60  
Corner 60°  
120  
Corner 120°  
135  
Corner 135°

● ● ● ●

● ● ● ●

● ● ● ●

● ● ● ●

### REMARKS

❶ Max. shipping length of a single run profile. Shipping length depends on transport possibilities. Fixation point every 2.3m.

❷ kreon nuit pendant mounted only available with integrated gear.

❸ An additional suspension kit is required when the pendant kreon nuit is longer than 2,3m. Add an extra suspension per additional 2,3 meter in length.

❹ Corner cut has outside dimensions of 150 x 150mm. No luminaires can be placed in the corner cut.


Use at least 1 driver per illuminated profile part

The profile is supplied pre-assembled.  
IP20

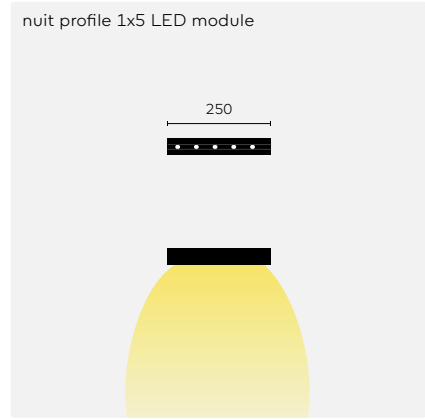
Surface mounting


Recessed mounting

Pendant mounting



# kreon nuit profile



	<b>nuit profile 1x5 LED module</b>	<b>KR974190</b>	①	●	●	●	●	●	●	■
<b>Optional accessories</b>										
	Emergency kit ①	<b>KR703120</b>	Emergency kit, battery pack and indicator LED							

KR-code

Light sources

**9027**  
2700K, CRI90+  
**9030**  
3000K, CRI90+  
**9040**  
4000K, CRI90+

**SP**  
Spot 12°

**FL**  
Flood 29°

**WFL**  
Wide flood (40°)

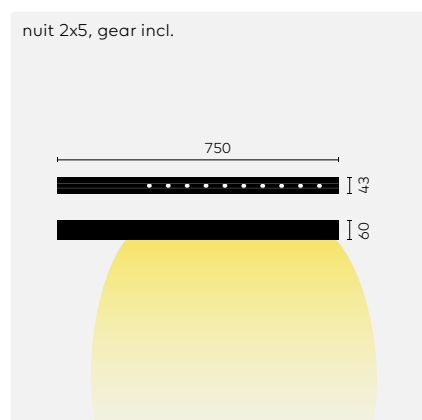
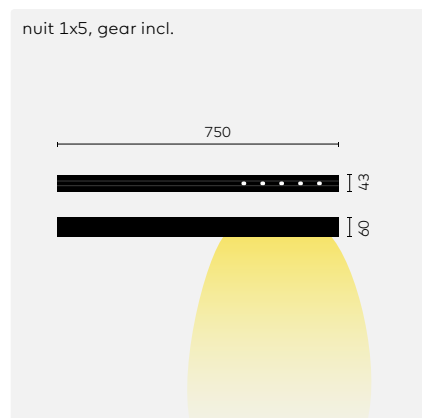
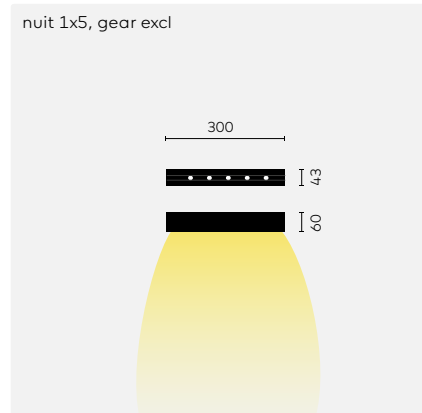
**OV**  
Oval (13°+36°)

Optional accessories

	CRI	CCT	Voltage	Wattage	Fixture lumen
① LED	CRI90+	2700K/3000K/4000K	230V	7W	498lm

**REMARKS**  
① kreon nuit profile length must be minimum 1500mm. Maximum 1 LED module with EM kit per profile section. The EM-kit is maintained, includes a 3hr. battery pack and indicator LED.

IP20



	Colour	KR-code	Light sources	9027 2700K, CRI90+	9030 3000K, CRI90+	9040 4000K, CRI90+	SP Spot (12°)	FL Flood (29°)	WFL Wide flood (40°)	OV Oval (13°+36°)	PD Phase dimming/ ON-OFF	VD 1-10V dimming	DD DALI/touch dimming	Optional accessories
<b>nuit 1x5</b> Gear: excl.	○	<a href="#">KR953501</a>	①	●	●	●	●	●	●	●				■
	●	<a href="#">KR953502</a>	①	●	●	●	●	●	●	●				■
	◐	<a href="#">KR953505</a>	①	●	●	●	●	●	●	●				■
<b>nuit 1x5</b> Gear: incl.	○	<a href="#">KR953511</a>	②	●	●	●	●	●	●	●	●	●	●	■
	●	<a href="#">KR953512</a>	②	●	●	●	●	●	●	●	●	●	●	■
	◐	<a href="#">KR953515</a>	②	●	●	●	●	●	●	●	●	●	●	■
<b>nuit 2x5</b> Gear: incl.	○	<a href="#">KR953521</a>	③	●	●	●	●	●	●	●	●	●	●	■
	●	<a href="#">KR953522</a>	③	●	●	●	●	●	●	●	●	●	●	■
	◐	<a href="#">KR953525</a>	③	●	●	●	●	●	●	●	●	●	●	■

#### Optional accessories

Recessed mounting for nuit 1x5 gear excl.

[KR753301](#) Trim, white

[KR753302](#) Trim, black

[KR753300](#) Trimless

Recessed mounting for nuit gear incl.

[KR753311](#) Trim, white

[KR753312](#) Trim, black

[KR753310](#) Trimless

Driver

[KR772024](#) LED driver, 500mA, ON/OFF, 20W

[KR772220](#) LED driver, 500mA, 1-10V, 20W

[KR772126](#) LED driver, 500mA, DALI, 18W

	CRI	CCT	Voltage	Wattage	Drive current	Fixture lumen	
①	LED	CRI90+	2700K/3000K/4000K	7W	500mA	498lm	
②	LED	CRI90+	2700K/3000K/4000K	230V	7W	500mA	498lm
③	LED	CRI90+	2700K/3000K/4000K	230V	2x7W	500mA	996lm

**REMARKS**  
IP20