

Large body
192x192x200 mm



A new line of spotlights developed as a discreet, yet flexible answer to multiple lighting needs in urban architecture and residential areas. iPro is available in three sizes (small, medium and large body) and is characterised by a compact, essential design that has been especially studied to simplify installation and maintenance operations with minimum visual impact. Invisible gaskets, flush protection glass, pull-out component-plate, simplified opening with captive screws of lid and front frame,

and hidden adjustable bracket are just a few of the many pluses of this line. The wide selection of accessories, which includes spill rings for all the optics, and the practical adjustability of the body convert iPro in a highly flexible product able to guarantee high performance with maximum visual comfort. The use of the innovative Power LED technology, available for the small and medium body, in warm white and neutral white colour temperatures, creates suggestive atmospheres, delivering excellent light output and high energy saving.



Spill-ring for
visual comfort



High-performing
optics

Small body
132x132x140 mm

Medium body
155x155x165 mm



Low maintenance
(long life of LED)
for LED version



Neutral white
(4200K)



Warm white
(3100K)



Adjustability
(+95° / -5°) with
hidden bracket



Modularity
of accessories



Flush glass
(no water stagnation)



Spike
(small body)



The iPro system boasts a large selection of accessories to ensure flexible lighting and meet the lighting and safety requirements of application settings at best. The chromatic filters, the glass diffusers and refractors, and the cylindrical screen for better definition and focusing of light cone, the flaps, visors and lamellar louvers ensure extreme adaptability to lighting schemes, while the practical grid for glass protection guarantees total safety against vandalism.



Visor
Prismatic glass diffuser
Coloured filters





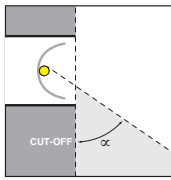
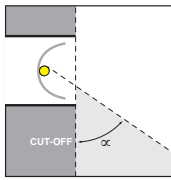
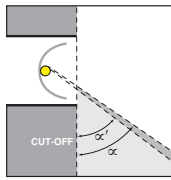
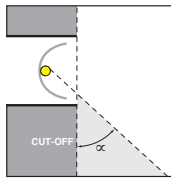


Flaps
Lamellar louvre for AT optic



In addition to the rich collection of optics, iGuzzini has developed a wide range of anti-glare spill rings for maximum visual comfort in all settings. The spill rings have been carefully studied for the different bodies of the products and for each type of optic available: super spot, spot, flood, asymmetrical longitudinal and asymmetrical transversal. The luminous effects created by the multiple light cones allow for illuminating spaces at best, increasing the cut-off angle and avoiding unpleasant glare.

Cut-off angles with and without spill ring

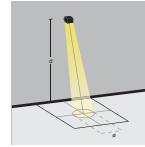
Spill ring				
Optic	Super Spot - Spot	Flood	Asymmetrical longitudinal	Asymmetrical transversal
α Cut-off				
Small body	α 60° (α 30°)	α 60° (α 38°)	-	-
Medium body	α 60° (α 40°)	α 60° (α 40°)	α 60° Long. lamp. (α 36°) α 60° Transv. lamp. (α 32°)	-
Large body	α 60° (α 30°)	α 60° (α 30°)	α 60° Long. lamp. (α 30°) α 60° Transv. lamp. (α 28°)	α 45° Long. lamp. (α 27°) α 45° Transv. lamp. (α 18°)

The large body with 150W HIT code BD59 and BD61 cannot use the spill ring in downlight position. Use the lamellar louvers to optimise visual comfort.

Data (α) in parenthesis refers to fitting without spill ring

Superspot Optic (SS)

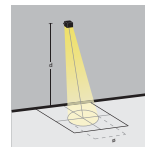
A very narrow, exact light beam highlights architectural details with small dimensions from very large distances, including from one building to another.



HIT 70 W G12			
d	ill. ab. ø	E _{max}	E _{med}
20 m	2 m	251 lux	177 lux
35 m	3,5 m	82 lux	58 lux
50 m	5,2 m	40 lux	28 lux

Spot optic (S)

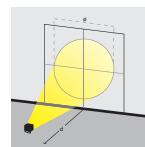
Effective lighting to valorise architectural elements with medium dimensions. Ideal to highlight vertical elements with grazing uplight or downlight emission.



HIT (HCI-TC) 35 W G8,5			
d	ill. ab. ø	E _{max}	E _{med}
15 m	3 m	80 lux	55 lux
20 m	4 m	45 lux	32 lux
25 m	5,2 m	28 lux	20 lux

Flood optic (F)

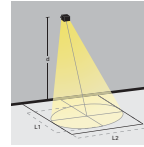
It is the best solution to provide wide uniform light on architectural elements and façades with medium-large size. The picket application is ideal for wide, uniform light in green and residential areas.




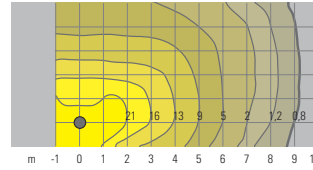
HIT (CDM-Tm) 20 W PGJ5			
d	ill. ab. ø	E _{max}	E _{med}
5 m	2,5 m	136 lux	44 lux
10 m	5,2 m	35 lux	23 lux
15 m	8 m	15 lux	10 lux

Asymmetrical longitudinal optic (AL)

The elliptical distribution enlarges the light beam laterally. Especially suitable for uniform lighting of pathways and transit areas with considerable distance between products.

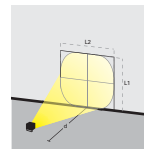



Isolux h=5m
 $\alpha=0^\circ$

 HIT HCI-TC G8,5 35W



Asymmetrical transversal optic (AT)

Ideal to illuminate large surfaces and façades from the ground with uniform emission. The distribution is characterised by asymmetrical beam with maximum intensity at 60° and wide longitudinal and transversal opening.



 HST-DE 150 W Rx7s			
d	ill. ab. L1xL2	E _{max}	E _{med}
4 m	8x10 m	200 lux	70 lux
6 m	12x14 m	88 lux	32 lux
8 m	16x18 m	50 lux	18 lux

Combined optics

The application of multiple products in different sizes and in combination with different optics delivers mixed lighting to enhance the structural elements of building façades. In the example, the spot optic with refractor for elliptical distribution of the light flux exalts horizontal elements, such as cornices, and minimizes shadows, while the flood optic guarantees large, uniform luminous emission. The use of the floodlight with spot optic and cylinder highlights vertical details and ensures clean luminous distribution.

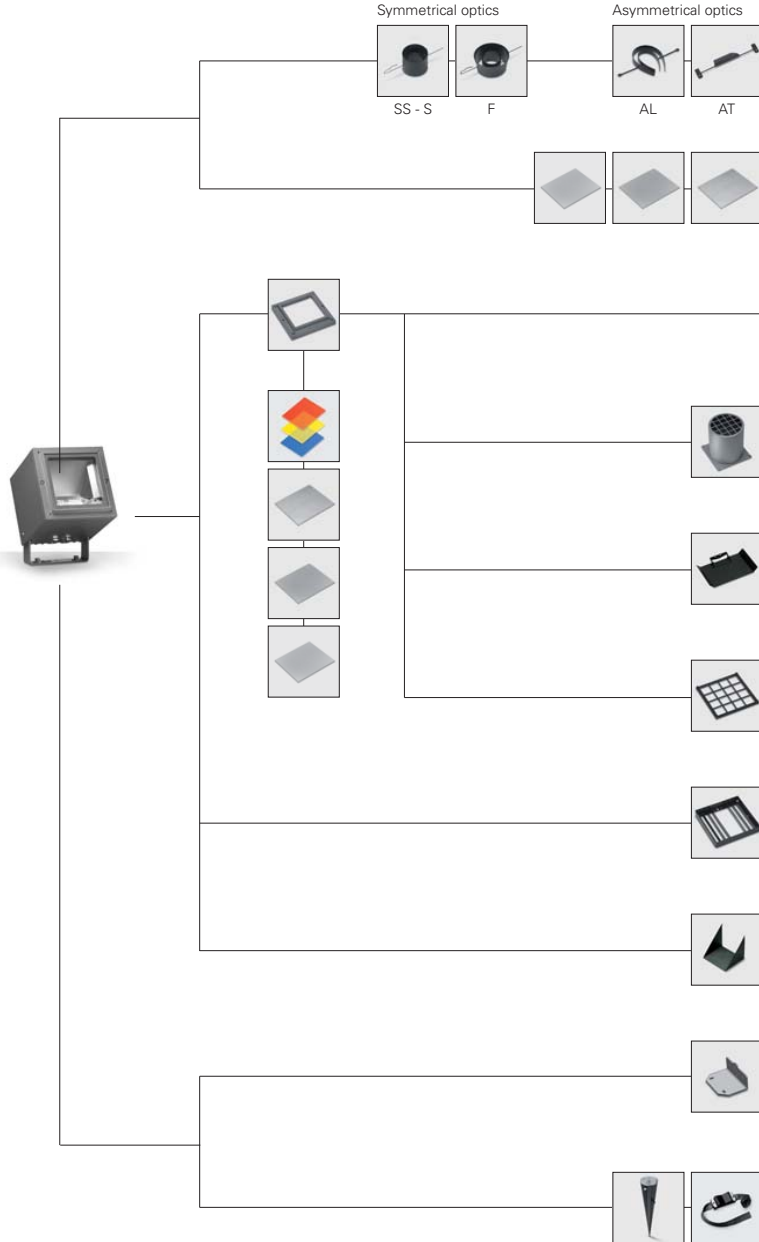


Refractor



Cylindrical screen

Possible installation of accessories



Spill ring

- Mounted inside the body of the fitting.
- Reduces direct glare from lamp in certain angles.

Prismatic glass diffuser for LED and refractor

- Mounted inside the body of the fitting.
- Glass diffusers: enlarge the natural light cone of the floodlight.
- Glass refractors: create blades of light (with spot cones) or vertical or horizontal ellipses (with flood cones) in certain angles.

Accessory-frame

- Mounted externally on product frame.
- Installation of coloured filters only with frame
- Can house max. two flat accessories at the same time (i.e. chromatic filter+refractor).

Cylindrical screen

- Mounted externally with accessory-frame.
- Ensures better focusing and definition of light cone and reduces stray light.
- 360° screening of light beam.

Individual flap

- Mounted externally with accessory-frame.
- Reduces dispersion of light flux in four directions independently.
- Installation of max. four flaps at the same time.

Protection grid

- Glass protection against vandalism (IK09).

Lamellar louvre

- Mounted externally on product frame.
- For AL optic: Reduces glare in front of floodlight and stray light on wall.
- For AT optic: Reduces glares on the sides of floodlight.

Visor

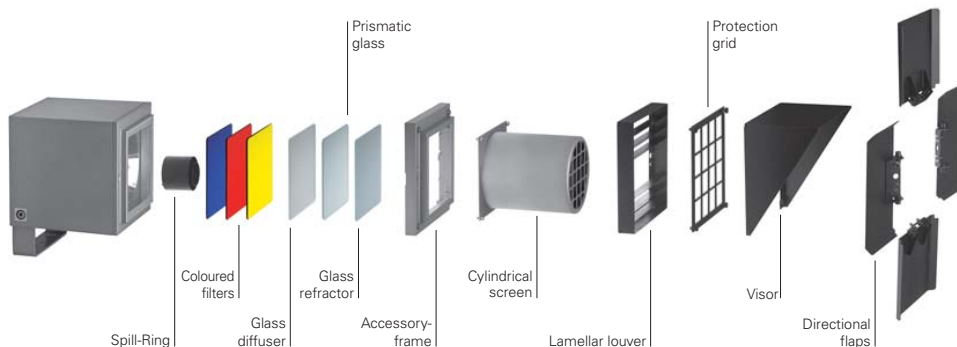
- Mounted externally on product frame.
- Reduces dispersion of light flux in three fixed directions.
- Rotation by 90° steps

L-shaped bracket for cornices

- Allows for installing the floodlight in downlight position when applied on horizontal surfaces (i.e. cornices).

Picket and strap

- Picket for ground application and strap for application on branches (small body only).





Simplified aiming with graduated scale



Retention cable for frame



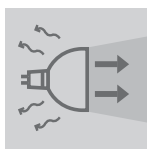
Relamping without removing the accessories



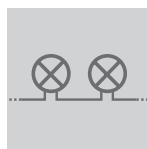
Removable plate with captive screws and lid retention cable



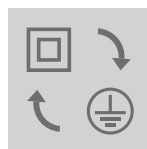
Simplified maintenance and accessory installation with a single tool



Suitable for Decostar 51 ES (Osram) and Masterline ES (Philips) Energy Saver



Pass-through cable (double cable clamp in all sizes)

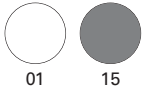


Class II, with provisions for Class I (on request) with terminal for through earthing wire

- Luminaire with direct emission for metal halide, sodium vapour, halogen and power LED with neutral white (4200K) and warm white (3100K) colour temperature.
- Wall/floor installation and ceiling installation with bracket (with fisher).
- Installation in ground and on brackets, for small body, with optional picket and strap.
- Available in three sizes with large, medium and small body.
- The fitting is composed of optical assembly / component-holding box and adjustable bracket.
- Optical assembly and front frame made of die-cast aluminium alloy, with acrylic liquid paint (grey) or texturized liquid paint (white) with high resistance to atmospheric agents and UV rays; hardened transparent sodium-calcium safety glass, 5mm thick, siliconed to frame. The frame is fitted to the optical assembly with two M5 captive screws and galvanized steel retention cable.
- Circular and asymmetrical longitudinal reflectors made of 99.93% superpure aluminium subjected to anodic oxidation process and polishing.
- Asymmetrical transversal reflector made of 99.85% superpure aluminium subjected to anodic oxidation process.
- Optical assembly for LED versions composed of circuit complete with 16 (medium body) and 9 (small body) LEDs and plastic lenses.
- Component-holding box composed of control gear fitted on removable plate and fast-coupling terminals;

back lid made of painted aluminium alloy fixed with four M5 stainless steel captive screws and galvanized steel retention cable.

- Electromagnetic (insulation class I) and electronic (insulation class II) control gears; LED versions with Vin 100-240V built-in transformer.
- 3-pole terminal block with fast-coupling system for electrical connection; versions with double insulation provided with safety box for terminal block.
- Double cable entrance with M24x1.5 cable clamps \varnothing 7-16 mm power supply cable (large and medium body) and nickel-plated brass PG11 \varnothing 6,5-11 mm power supply cable (small body) for through wiring.
- Extruded aluminium bracket with silk-screened graduated scale on both sides (easy aiming).
- Internal silicone watertight gaskets.
- Various accessories available: spill-ring, lamellar louvre for AT and AL optic, visors, flaps, cylindrical screen, glass refractors, glass diffusers and coloured filters with possible application in pairs.
- All screws are A2 stainless steel.
- The technical characteristics of the fitting comply with EN60598-1 standard.
- IP66 IK07 (IK 09 with protection grid)
- F seal
- IMQ-ENEC approval
- Class of Insulation II (Class I on demand) for electronic versions
- Class of Insulation I for electromagnetic versions



iPro small body

luminaires	control gear	code	optic	lamp
	electronic class II	BD32*	SS	20 W HIT (CDM-Tm) (PGJ5)
		BD33*	F	20 W HIT (CDM-Tm) (PGJ5)
		BD34	S	9x1 W LED neutral white
		BD35	S	9x1 W LED warm white
		BD36	F	9x1 W LED neutral white
		BD37	F	9x1 W LED warm white
		BD38**	10°-24°-36°-60°	50 W 12 V QR-CBC 51

On demand PAR 20 version (max 50W), Osram Halopar 20 and Sylvania Hi-Spot 63
 *Mini Mastercolour CDM-Tm Philips lamp
 **Dicroica Decostar 51 ES (Osram) or Masterline ES (Philips)

iPro medium body

luminaires	control gear	code	optic	lamp
	electronic class II	BD40	SS	35 W HIT (G8,5)
		BD41	S	35 W HIT (G8,5)
		BD42	M	35 W HIT (G8,5)
		BD43	AL	35 W HIT (G8,5)
	electromagnetic class I	BD44	S	35 W HIT (G8,5)
		BD45	M	35 W HIT (G8,5)
	electronic class II	BD46	S	16x1 W LED neutral white
		BD47	S	16x1 W LED warm white
		BD48	F	16x1 W LED neutral white
		BD49	F	16x1 W LED warm white



















On demand PAR 30 version (Max 100W) and TC-TEL (18W)

iPro large body

luminaires	control gear	code	optic	lamp
	electronic class II	BD52	SS	70 W HIT (G12)
		BD53	S	70 W HIT (G12)
		BD54	F*	70 W HIT (G12)
		BD55**	AT	70 W HIT-DE (Rx7s)
		BD56	AL	70 W HIT (G12)
	electromagnetic class I	BD57	S	70 W HIT (G12)
		BD58	F*	70 W HIT (G12)
		BD59	S	150 W HIT (G12)
		BD61	F*	150 W HIT (G12)
		BD62	AT	150 W HIT/HST-DE (RX7s)

Optics
 Spot (S)
 Super Spot (SS)
 Medium (M)
 Flood (F)
 Wide Flood (WF)
 Asymmetrical longitudinal (AL)
 Asymmetrical transversal (AT)

* The Flood optic becomes Medium with HCI-T Powerball (Osram).
 ** To be used exclusively with light sources with ceramic burner.

accessories		small body	medium body	large body	external accessories and installation system		small body	medium body	large body
	Accessory-frame Colours 01-15	BZ49	BZ63	BZ77		Protection grid Colour 04	BZ56*	BZ71*	BZ85*
	Coloured filters Colours 05-06-09	BZ50*	BZ64*	BZ78*		Cylindrical screen Colours 47-74	BZ57* for BD32-BD38	BZ72* for BD40-BD41 BD44	BZ86* for BD52-BD53 BD57-BD59
	Glass diffuser Colour 65	BZ51* no for LED versions	BZ65* no for LED versions	BZ79*		Individual flap Colour 04	BZ58*	BZ73*	BZ87*
	Prismatic glass diffuser for LED versions Colour 24	BZ52* for BD34-BD35 BD36-BD37	BZ66* for BD46-BD47 BD48-BD49	-		Visor Colour 04	BZ59	BZ74	BZ88
	Refractor for elliptical distribution Colour 24	BZ53*	BZ67*	BZ80*		Lamellar louvers for asymmetrical transversal optic Colour 04	-	-	BZ89 for BD55-BD62
	Spill ring for optic super spot/spot Colour 04	BZ54 for BD32	BZ68 for BD40-BD41 BD44	BZ81 for BD52-BD53 BD57-BD59		Lamellar louvers for asymmetrical longitudinal optic Colour 04	-	BZ75 for BD43	BZ90 for BD56
	Spill ring for medium/flood optic Colour 04	BZ55 for BD33	BZ69 for BD42- BD45	BZ82 for BD54-BD58 BD61		Spike for ground application Colour 00	BZ60	-	-
	Spill ring for asymmetrical longitudinal optic Colour 04	-	BZ70 for BD43	BZ83 for BD56		Strap for attaching to branches Section=40÷120 mm Colour 00	BZ61	-	-
	Spill ring for asymmetrical transversal optic Colour 04	-	-	BZ84 for BD55-BD62		Lshaped bracket for cornices Colour 15 (colour 01 on request)	BZ62	BZ76	BZ91

* Installed with accessory-frame

Possible combinations for installation of accessories

accessories	power	optic	coloured filter	glass diffuser/refractor		spill ring	spill ring + coloured filter	coloured filter + glass diffuser/refractor
			on accessory- holding frame	inside the body	on accessory- holding frame	inside the body	coloured filter on accessory-holding frame	on accessory- holding frame
small	20 W CDM-Tm	SS/F	●	●	●	●	●	●
	50 W QR-CBC 51	S/M/F/WF	●	●	●	●	●	●
	9x1 W LED	S/F	●	●	●	●	●	●
medium	35 W HIT	SS/S/M/AL	●	●	●	●	●	●
	16x1 W LED	S/F	●	●	●	●	●	●
large	70 W HIT	SS/S/F	●	●	●	●	●	●
		AT/AL	●	●	●	●	●	●
	150 W HIT	S	●	●	●	●*	●	●
		F	●	●	●	●*	●	●
150 W HIT/HST-DE	AT	●	●	●	●	●	●	

● installation permitted ● installation not permitted

* To be used exclusively with light sources with ceramic burner